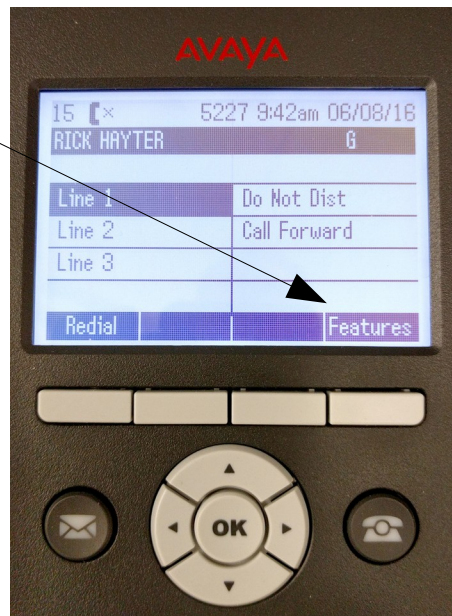


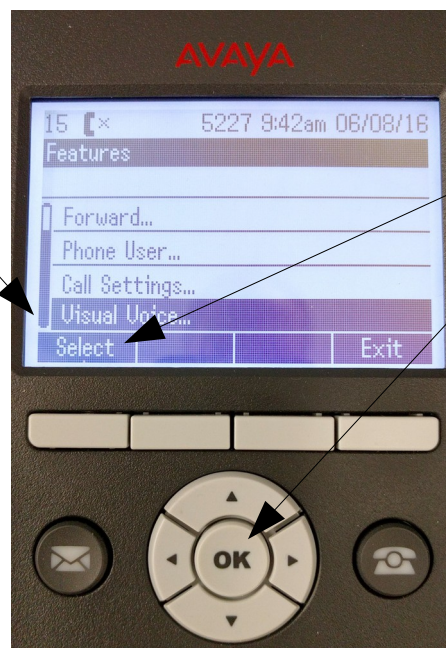
Initial Voice Mail Setup

To setup your voicemail for the first time, use your phone's soft keys to:


1. Select "Features"



Use the arrow keys to scroll down to "Visual Voice" and hit "Select" (or the "OK" key).



Scroll down and select "Greeting" and follow the voice prompts.



After recording your greeting, select "Passcode" and change your voicemail password.